

My Report

Last Modified: 01/26/2016

Date Range: January 01 2015 - December 31 2015

Filter By: Report Subgroup

Completion Status: Completed

1. Is this a midterm or final evaluation?

| # | Answer | Response | % |
|---|---------|----------|------|
| 1 | Midterm | 0 | 0% |
| 2 | Final | 19 | 100% |
| | Total | 19 | 100% |

| Statistic | Value |
|--------------------|-------|
| Min Value | 2 |
| Max Value | 2 |
| Mean | 2.00 |
| Variance | 0.00 |
| Standard Deviation | 0.00 |
| Total Responses | 19 |

2. What is your current role?

| # | Answer | Response | % |
|---|--------------------------------|----------|------|
| 1 | Clinical Internship Supervisor | 19 | 100% |
| 2 | Student Intern Self-evaluation | 0 | 0% |
| | Total | 19 | 100% |

| Statistic | Value |
|--------------------|-------|
| Min Value | 1 |
| Max Value | 1 |
| Mean | 1.00 |
| Variance | 0.00 |
| Standard Deviation | 0.00 |
| Total Responses | 19 |

3. Select which internship student is participating in

| # | Answer | Response | % |
|---|--------|----------|------|
| 1 | Junior | 19 | 100% |
| 2 | Senior | 0 | 0% |
| | Total | 19 | 100% |

| Statistic | Value |
|--------------------|-------|
| Min Value | 1 |
| Max Value | 1 |
| Mean | 1.00 |
| Variance | 0.00 |
| Standard Deviation | 0.00 |
| Total Responses | 19 |

4. Please rate the individual's performance on the following items. Individual Patient Assessments: Assessment summaries of behavioral observations, standardized developmental, psychomotor, and psychosocial assessment instruments and or batteries; Observation of assessments

| # | Answer | Response | % |
|---|--------------------------------|----------|------|
| 5 | 5 = Exceeds Expectation | 5 | 26% |
| 4 | 4 = Above Expectations | 10 | 53% |
| 3 | 3 = Meets Expectations | 3 | 16% |
| 2 | 2 = Below Expectations | 0 | 0% |
| 1 | 1 = Does Not Meet Expectations | 1 | 5% |
| | Total | 19 | 100% |

| Statistic | Value |
|--------------------|-------|
| Min Value | 1 |
| Max Value | 5 |
| Mean | 3.95 |
| Variance | 0.94 |
| Standard Deviation | 0.97 |
| Total Responses | 19 |

5. Plans Treatment Interventions: Review of Treatment Plan; Observation of treatment plan meetings

| # | Answer | | Response | % |
|---|--------------------------------|--|----------|------|
| 5 | 5 = Exceeds Expectation | | 3 | 16% |
| 4 | 4 = Above Expectations | | 10 | 53% |
| 3 | 3 = Meets Expectations | | 4 | 21% |
| 2 | 2 = Below Expectations | | 1 | 5% |
| 1 | 1 = Does Not Meet Expectations | | 1 | 5% |
| | Total | | 19 | 100% |

| Statistic | Value |
|--------------------|-------|
| Min Value | 1 |
| Max Value | 5 |
| Mean | 3.68 |
| Variance | 1.01 |
| Standard Deviation | 1.00 |
| Total Responses | 19 |

6. Implementation of Treatment: Observation of treatment interventions; progress notes, patient satisfaction reports

| # | Answer | | Response | % |
|---|--------------------------------|--|----------|------|
| 5 | 5 = Exceeds Expectation | | 6 | 32% |
| 4 | 4 = Above Expectations | | 9 | 47% |
| 3 | 3 = Meets Expectations | | 3 | 16% |
| 2 | 2 = Below Expectations | | 0 | 0% |
| 1 | 1 = Does Not Meet Expectations | | 1 | 5% |
| | Total | | 19 | 100% |




| Statistic | Value |
|--------------------|-------|
| Min Value | 1 |
| Max Value | 5 |
| Mean | 4.00 |
| Variance | 1.00 |
| Standard Deviation | 1.00 |
| Total Responses | 19 |

7. Evaluates Patient Progress: Progress notes; Team conferences; Observation of therapist-patient interactions; Patient satisfaction reports

| # | Answer | Response | % |
|---|--------------------------------|----------|------|
| 5 | 5 = Exceeds Expectation | 7 | 37% |
| 4 | 4 = Above Expectations | 6 | 32% |
| 3 | 3 = Meets Expectations | 5 | 26% |
| 2 | 2 = Below Expectations | 1 | 5% |
| 1 | 1 = Does Not Meet Expectations | 0 | 0% |
| | Total | 19 | 100% |




| Statistic | Value |
|--------------------|-------|
| Min Value | 2 |
| Max Value | 5 |
| Mean | 4.00 |
| Variance | 0.89 |
| Standard Deviation | 0.94 |
| Total Responses | 19 |

8. Develops Discharge Plan: Written discharge plan; Observation of discharge team conference; Evaluation of follow-up care

| # | Answer | | Response | % |
|---|--------------------------------|---|----------|------|
| 5 | 5 = Exceeds Expectation |  | 3 | 16% |
| 4 | 4 = Above Expectations |  | 6 | 32% |
| 3 | 3 = Meets Expectations |  | 10 | 53% |
| 2 | 2 = Below Expectations | | 0 | 0% |
| 1 | 1 = Does Not Meet Expectations | | 0 | 0% |
| | Total | | 19 | 100% |

| Statistic | Value |
|--------------------|-------|
| Min Value | 3 |
| Max Value | 5 |
| Mean | 3.63 |
| Variance | 0.58 |
| Standard Deviation | 0.76 |
| Total Responses | 19 |

9. Recreation Play Opportunities are Available to Patients: Observations of play/recreation opportunities/facilities; Patient satisfaction reports

| # | Answer | | Response | % |
|---|--------------------------------|---|----------|------|
| 5 | 5 = Exceeds Expectation |  | 3 | 16% |
| 4 | 4 = Above Expectations |  | 12 | 63% |
| 3 | 3 = Meets Expectations |  | 4 | 21% |
| 2 | 2 = Below Expectations | | 0 | 0% |
| 1 | 1 = Does Not Meet Expectations | | 0 | 0% |
| | Total | | 19 | 100% |

| Statistic | Value |
|--------------------|-------|
| Min Value | 3 |
| Max Value | 5 |
| Mean | 3.95 |
| Variance | 0.39 |
| Standard Deviation | 0.62 |
| Total Responses | 19 |

10. Practices Professional Ethics: Observation by supervisor; Patient or staff reports

| # | Answer | Response | % |
|---|--------------------------------|----------|------|
| 5 | 5 = Exceeds Expectation | 6 | 32% |
| 4 | 4 = Above Expectations | 7 | 37% |
| 3 | 3 = Meets Expectations | 5 | 26% |
| 2 | 2 = Below Expectations | 1 | 5% |
| 1 | 1 = Does Not Meet Expectations | 0 | 0% |
| | Total | 19 | 100% |

| Statistic | Value |
|--------------------|-------|
| Min Value | 2 |
| Max Value | 5 |
| Mean | 3.95 |
| Variance | 0.83 |
| Standard Deviation | 0.91 |
| Total Responses | 19 |

11. Quality Improvement: Quarterly evaluation of CQI reports

| # | Answer | Response | % |
|---|--------------------------------|----------|------|
| 5 | 5 = Exceeds Expectation | 3 | 16% |
| 4 | 4 = Above Expectations | 5 | 26% |
| 3 | 3 = Meets Expectations | 10 | 53% |
| 2 | 2 = Below Expectations | 0 | 0% |
| 1 | 1 = Does Not Meet Expectations | 1 | 5% |
| | Total | 19 | 100% |

| Statistic | Value |
|--------------------|-------|
| Min Value | 1 |
| Max Value | 5 |
| Mean | 3.47 |
| Variance | 0.93 |
| Standard Deviation | 0.96 |
| Total Responses | 19 |

12. Safety and Risk Management: Direct observation

| # | Answer | Response | % |
|---|--------------------------------|----------|------|
| 5 | 5 = Exceeds Expectation | 2 | 11% |
| 4 | 4 = Above Expectations | 10 | 53% |
| 3 | 3 = Meets Expectations | 7 | 37% |
| 2 | 2 = Below Expectations | 0 | 0% |
| 1 | 1 = Does Not Meet Expectations | 0 | 0% |
| | Total | 19 | 100% |

| Statistic | Value |
|--------------------|-------|
| Min Value | 3 |
| Max Value | 5 |
| Mean | 3.74 |
| Variance | 0.43 |
| Standard Deviation | 0.65 |
| Total Responses | 19 |

13. Research: Case presentations, research reports

| # | Answer | Response | % |
|---|--------------------------------|----------|------|
| 5 | 5 = Exceeds Expectation | 1 | 5% |
| 4 | 4 = Above Expectations | 7 | 37% |
| 3 | 3 = Meets Expectations | 9 | 47% |
| 2 | 2 = Below Expectations | 1 | 5% |
| 1 | 1 = Does Not Meet Expectations | 1 | 5% |
| | Total | 19 | 100% |

| Statistic | Value |
|--------------------|-------|
| Min Value | 1 |
| Max Value | 5 |
| Mean | 3.32 |
| Variance | 0.78 |
| Standard Deviation | 0.89 |
| Total Responses | 19 |

14. Judgment

| # | Answer | Response | % |
|---|--------------------------------|----------|------|
| 5 | 5 = Exceeds Expectation | 6 | 32% |
| 4 | 4 = Above Expectations | 7 | 37% |
| 3 | 3 = Meets Expectations | 4 | 21% |
| 2 | 2 = Below Expectations | 2 | 11% |
| 1 | 1 = Does Not Meet Expectations | 0 | 0% |
| | Total | 19 | 100% |

| Statistic | Value |
|--------------------|-------|
| Min Value | 2 |
| Max Value | 5 |
| Mean | 3.89 |
| Variance | 0.99 |
| Standard Deviation | 0.99 |
| Total Responses | 19 |

15. Adaptability

| # | Answer | Response | % |
|---|--------------------------------|----------|------|
| 5 | 5 = Exceeds Expectation | 8 | 42% |
| 4 | 4 = Above Expectations | 7 | 37% |
| 3 | 3 = Meets Expectations | 3 | 16% |
| 2 | 2 = Below Expectations | 1 | 5% |
| 1 | 1 = Does Not Meet Expectations | 0 | 0% |
| | Total | 19 | 100% |

| Statistic | Value |
|--------------------|-------|
| Min Value | 2 |
| Max Value | 5 |
| Mean | 4.16 |
| Variance | 0.81 |
| Standard Deviation | 0.90 |
| Total Responses | 19 |

16. Attention to Detail

| # | Answer | Response | % |
|---|--------------------------------|----------|------|
| 5 | 5 = Exceeds Expectation | 8 | 42% |
| 4 | 4 = Above Expectations | 5 | 26% |
| 3 | 3 = Meets Expectations | 4 | 21% |
| 2 | 2 = Below Expectations | 2 | 11% |
| 1 | 1 = Does Not Meet Expectations | 0 | 0% |
| | Total | 19 | 100% |

| Statistic | Value |
|--------------------|-------|
| Min Value | 2 |
| Max Value | 5 |
| Mean | 4.00 |
| Variance | 1.11 |
| Standard Deviation | 1.05 |
| Total Responses | 19 |

17. Initiative

| # | Answer | Response | % |
|---|--------------------------------|----------|------|
| 5 | 5 = Exceeds Expectation | 7 | 37% |
| 4 | 4 = Above Expectations | 7 | 37% |
| 3 | 3 = Meets Expectations | 2 | 11% |
| 2 | 2 = Below Expectations | 3 | 16% |
| 1 | 1 = Does Not Meet Expectations | 0 | 0% |
| | Total | 19 | 100% |

| Statistic | Value |
|--------------------|-------|
| Min Value | 2 |
| Max Value | 5 |
| Mean | 3.95 |
| Variance | 1.16 |
| Standard Deviation | 1.08 |
| Total Responses | 19 |

18. Teamwork

| # | Answer | Response | % |
|---|--------------------------------|----------|------|
| 5 | 5 = Exceeds Expectation | 10 | 53% |
| 4 | 4 = Above Expectations | 5 | 26% |
| 3 | 3 = Meets Expectations | 4 | 21% |
| 2 | 2 = Below Expectations | 0 | 0% |
| 1 | 1 = Does Not Meet Expectations | 0 | 0% |
| | Total | 19 | 100% |

| Statistic | Value |
|--------------------|-------|
| Min Value | 3 |
| Max Value | 5 |
| Mean | 4.32 |
| Variance | 0.67 |
| Standard Deviation | 0.82 |
| Total Responses | 19 |

19. Professional and Technical Knowledge

| # | Answer | Response | % |
|---|--------------------------------|----------|------|
| 5 | 5 = Exceeds Expectation | 3 | 16% |
| 4 | 4 = Above Expectations | 9 | 47% |
| 3 | 3 = Meets Expectations | 6 | 32% |
| 2 | 2 = Below Expectations | 0 | 0% |
| 1 | 1 = Does Not Meet Expectations | 1 | 5% |
| | Total | 19 | 100% |

| Statistic | Value |
|--------------------|-------|
| Min Value | 1 |
| Max Value | 5 |
| Mean | 3.68 |
| Variance | 0.89 |
| Standard Deviation | 0.95 |
| Total Responses | 19 |

20. Intervention Skills: List the treatment and level (Introductory - Intermediate - Advanced) demonstrated by the

**individual at the completion of the last work cycle or
internship**

Text Response

Intermediate

Intermediate

I feel she is at an advanced stage due to the complexity of residents and the amount of residents we serve daily.

Student is advanced in her understanding of mental illness and very competent in completing individual assessments. Has become more comfortable with group planning and leadership skills.

Intermediate

Intermediate

For Ariel only being a junior intern, I would label her as advanced. She has continually exhibited great initiation, motivation, and adaptability.

Intermediate. I feel that Averii is a fast learner and will be well prepared for her Senior internship.

Sarah continues to present at an introductory level at the completion of this internship experience. Sarah at times seems to not be open to constructive feedback; on several occasions she has dismissed attempts to re-direct learning and focus during specific patient interventions as well as suggestions and guidance for planning and follow through of interventions and patient goals. I feel confident we have provided Sarah with multiple modes of adaptations to assist in her learning and to guide her towards success, including: two learning contracts (#1 dated 6/22/15, #2 dated 7/5/15), development of a session goal planning spread sheet, increased documentation time, and availability of a quiet area to complete documentation 1:1 with supervisor. Did not participate in Quality Improvement reports-not applicable.

Intermediate

Assessment: Intermediate - Kelsey has been able to initiate and complete assessments as needed independently by the completion of her internship. Plan: Intermediate - Kelsey has planned interventions for mental health treatment sessions and other TR treatment session classes. Implementation/Interventions: Intermediate - Kelsey has led interventions, planned by herself, daily for therapeutic treatment sessions. Evaluation: Intermediate - Kelsey observes the implementation of treatment sessions provided and determines with therapist if changes need to be made to interventions or if they are continuing to be therapeutic for patient. Documentation: Intermediate - Kelsey has observed documentation with assessments, progress notes, and discharges. Kelsey is able to complete documentation for daily notes independently since 4th week of internship.

Exercise & Nutrition- Intermediate Cooking-Intermediate Arts& Crafts-introductory 1:1 Intervention-Intermediate Assessments-Intermediate Horticulture-Introductory Cards/Board Games-Introductory Arts/Crafts-Introductory Handcycles/Trikes-Advanced Community Outings-Intermediate Cooking Groups-Intermediate Outdoor Games-Advanced Sports/Adaptive Sports-Advanced Billiards/Air Hockey-Advanced Pet Therapy-Intermediate Horticulture-Introductory Wii/Xbox-Advanced

Courtney has successfully completed her Junior internship learning introductory information of various diagnoses, treatment strategies, and documentation/evaluation utilizing the APIE process.

Intermediate

Advanced for her Jr. Internship level. She was quick to develop rapport with patients and guide group discussions in a therapeutic way. She was quick to redirect inappropriate behaviors and work well under pressure. She also became better at adapting groups to match the acuity of the unit.

Tessa works at an introductory level still gathering resources needed for program management and implementation

Michelle demonstrates introductory skill level.

Since the midterm review in early July, Clayton has not displayed the level of initiation that would be expected at 8-10 weeks into a clinical rotation. Even though Clayton did obtain a daily census for both units and review the charts for current RT orders, he did not initiate certain daily tasks that needed to be done at the onset of each morning; these were the same tasks that he observed myself doing as well as being reviewed at the beginning of his clinical rotation. For instance, Clayton did not prep the activity for the day for either unit, converse with other clinicians to see if they would bring their Pts, gather the daily paperwork, prep the therapy board for the next day, and provide clinical supervisor after the first request the documentation which I had asked him to turn into me. Instead, he waited till I instructed him and sometimes multiple times or I had to complete the task myself. I informed Clayton he would be taking over the unit around week 7/8. I gave Clayton the unit on July 27 (week 8). At week 8 he should have know what the entire daily routine was and have been able to execute it without any direction from his clinical supervisor. Clayton was told he would have to present a project to the Rehab staff. Clayton has worked on this project; however, instead of utilizing what he had observed with Co-Tx with PT, OT, and ST as well as shadowing them during their Tx sessions and incorporating what he observed and include that information into his research project, he went to PT & OT and sought assistance on how his project was relevant to those therapies. I spoke at length about why he should not have done this and gave him examples of where he should have researched for that information (clinical articles, asking clinical supervisor, & OSU professor). He acknowledged how asking those disciplines was not the best choice regarding a research project that he would be presenting to those same clinicians. Since the midterm, I had to contact Clayton twice for a no show and very late arrival. The first time his alarm did not ring and he was 1.5 hours late before he contacted me. The other time, he had told me ahead of time he would be in late; however, it was 3.5 hours and I had to call him 2.5 hours into his shift to find out what time I could expect him. Clayton was able to display the ability to establish rapport with his Pts and display the ability to Co facilitate a 1:1 and group Tx session, especially with ST. It is my opinion as a CTRS that an IRF setting is not an appropriate future employment area for Clayton because of the rigidity and necessity of being able to self initiate work. If I could grade Clayton's ability to complete all the clinical rotation tasks he was given by the university and myself, I would grade his effort and ability to complete those tasks with a grade of C and Introductory Level.

| Statistic | Value |
|-----------------|-------|
| Total Responses | 19 |

21. Development Plan: Identify practice competencies to be developed by the individual.

Text Response

Continue to practice documentation and tx planning. As a junior intern Kate exceeds all expectations and will be an asset to any program she joins as a senior intern or entry level therapist.

Continue to practice documentation and treatment planning. As a junior intern Whitley demonstrates an advanced comfort level with client interactions. She'll be an asset to any program she joins as a senior intern or entry level therapist.

Preparing calendar and preparing groups for the population you are serving daily.

Understanding the dynamics of a group -

Needs to develop improved competencies in discharge planning, in quality improvement, business development, and continue to develop program skills and knowledge.

Needs to continue to develop competencies in Quality Improvement, Discharge Planning, Treatment Planning and Business Development

Will continue to develop competencies in discharge planning, treatment planning, quality improvement and in business development.

Ariel still requires further education/development in the knowledge diagnosis' and characteristics exhibited by each.

Discharge planning and appropriate goals for the patients. She is doing well, and will improve with increased experience.

Despite the various adaptations and efforts put forth, we have seen minimal improvement.

Although we feel this has not been a successful internship for Sarah, since she is still at her Junior level, there may be potential for future success with continued education.

Needs to be a little more proactive in starting groups. I felt Chris waited on me to get started most of the time. Chris will be a good therapist. I would hire Chris if I could

1. Kelsey will be independent with planning and initiating 1-2 treatment sessions for Veteran's within the next 2-3 weeks of her internship. -Completed, Kelsey planned and implemented treatment sessions for Veteran's during the final 3-4 weeks of her internship. 2. Kelsey will be independent with completing MDS Care Area Assessment goals and interventions for 1-2 Veteran's within the next 2-3 weeks of her internship. -Completed, Kelsey was able to enter information into MDS by collecting the information on her own and coming up with a plan of care for 2 Veterans. 3. Kelsey will complete a Jr. Internship project for both staff and Veteran's for education/awareness on Therapeutic Recreation prior to the end of her internship. - Completed: Kelsey educated and presented to TR staff on how to complete the TR program at OSU. She educated TR staff on the professors that teach the courses and what is required to become a TR graduate. Kelsey also completed a TR pamphlet to educate Veteran's on what Therapeutic Recreation is, it's purposes and benefits, and community options available.

Monitor nonverbal and verbal expressions to staff when busy and on the floor.

Competencies that could be developed/improved would be planning and preparation, professionalism, initiation, and attention to detail. Robbie is very creative and has great ideas but only put them into practice when he wanted to or was pushed to do so. He demonstrated poor time management skills by being unprepared for the day or treatment session and at times coming late. I had to repeatedly give him directions when I have told him multiple times to write them down so he could remember when the time came. Robbie did great at implementing the treatment session but needed that initiation to do so. Robbie was unprofessional at times by having his phone out during treatment and inappropriate conversation about his personal matters. We also had some issues with Robbie's professionalism and respect to superiors. This is demonstrated by inappropriate statements about being "hangover" or coming in late because of it. He was always questioning my authority as a supervisor. Robbie was excellent with patients and had a good rapport with them. He motivated them when they needed it the most and all had nothing but great things to say about him.

Continue to practice treatment planning and documentation through senior internship Working on picking out ideas/crafts that work with the audience you are doing your groups for and with on a daily basis. Dealing with death and how to handle the news of a resident that is actively passing away.

She can continue to expand her variety and style of RT groups as well as continue to practice processing groups in the most therapeutic way possible.

Tessa needs to continue to work on planning and implementing programs for all age groups.

Continue to work on initiative and time management. Needs to develop program interventions in her senior year.

self initiation promptness lack of maturity

| Statistic | Value |
|-----------------|-------|
| Total Responses | 19 |

22. Would you consider this person for vacant position?

| # | Answer | Response | % |
|---|--------|----------|------|
| 1 | Yes | 16 | 84% |
| 2 | No | 3 | 16% |
| | Total | 19 | 100% |

| Statistic | Value |
|--------------------|-------|
| Min Value | 1 |
| Max Value | 2 |
| Mean | 1.16 |
| Variance | 0.14 |
| Standard Deviation | 0.37 |
| Total Responses | 19 |